

SSH SERIES LED SOLAR STREET LIGHT



MAINSTREAM INTEGRATED STRUCTURE DESIGN

Saving transportation costs.
Easy to install and convenient
for maintenance.

AREAS OF APPLICATION

- Village Roads
- Public Areas
- Courtyard
- Parking Lot





Key Features

- All-in-one design.
- Multiple installation modes are supported.
- High-efficiency monocrystalline silicon solar panels with a conversion efficiency of 23%.
- Intelligent battery management, prolong the service life of lithium battery.
- Microwave induction control, realize intelligent power saving mode.
- Perfect protection function, undervoltage, overcharge protection.
- Wireless remote control (Bluetooth APP), adjust the working mode easily.

Pole clamp bracket



Side Entry




Wall Mount



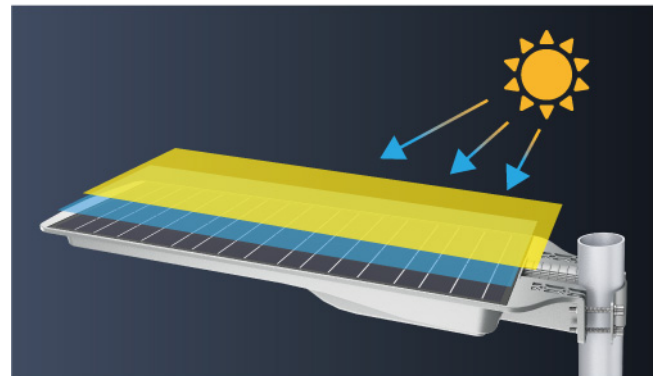
LifePo4 Battery

100% new battery cells, long lifetime




Mono Solar Panel

23% photoelectric conversion efficiency



PIR Sensor

More than 8m sensing distance



Magnet switch

Reduce power consumption when stored for a long time



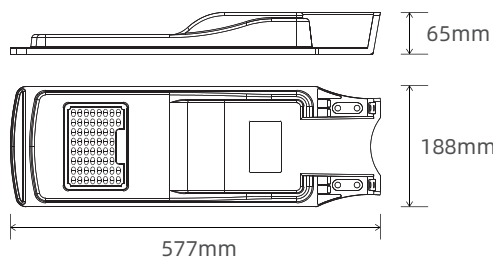
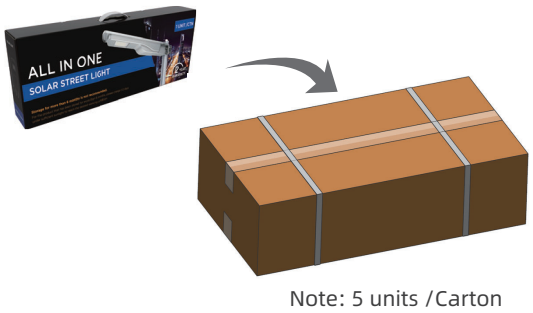
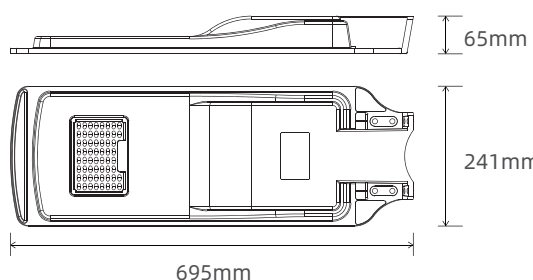
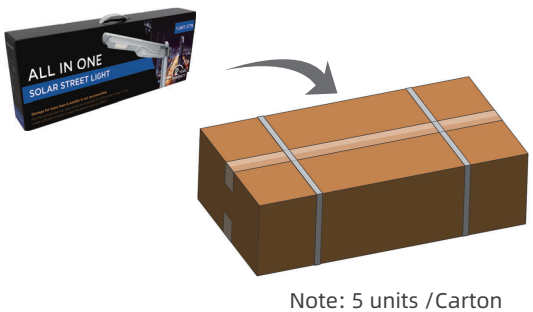
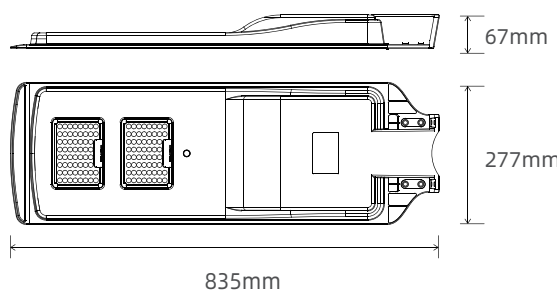
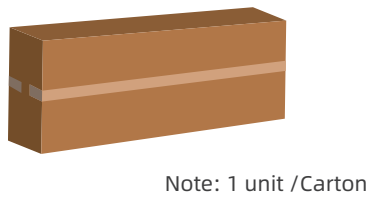
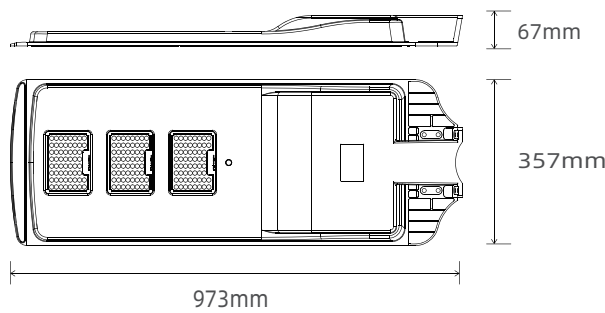
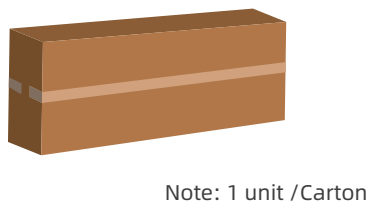
Product Information

Model No	MK-SSH-10	MK-SSH-20	MK-SSH-30	MK-SSH-50
Efficiency	200LM /W	200LM /W	200LM /W	200LM /W
Lumen	2000LM	4000LM	6000LM	10000LM
PV module	Monocrystalline 12W	Monocrystalline 22W	Monocrystalline 35W	Monocrystalline 55W
Battery	LiFePo4 58WH	LiFePo4 116WH	LiFePo4 192WH	LiFePo4 268WH
Installation Height	3-5m	4-6m	5-7m	6-8m
LED Chip	High Bright Bridgelux			
CCT	3000-6500K (can be customized)			
Life Span	L70>100, 000 hours			
Working Way	Motion Sensor /Timer			
Charging Mode	PWM			
Light Distributions	Type V, Type II			
Working Temperature	-15°C to +70°C			
Pole diameter	40-60mm			
Water Resistance	IP65			
Warranty	2 Years			

Packing information

Model No	MK-SSH-10	MK-SSH-20	MK-SSH-30	MK-SSH-50
Fixture Dimension(mm)	577 x188 x65	695 x241 x65	835 x277 x67	973 x357 x67
Fixture Weight (Kgs)	2.4	3.6	4.6	6.7
Packing Type	5units /ctn	5units /ctn	1units /ctn	1units /ctn
Inner Box Size (mm)	605 x85 x195	715 x85 x250	/	/
Outer Box Size (mm)	610 x450 x220	725 x450 x270	890 x330 x125	1030 x410 x125
Unit Weight (kgs)	2.7	4.0	/	/
Gross Weight (Kgs)	14.3	20.9	5.4	7.7

SSH | DIMENSION FIGURE

Model		
MK-SSH-10		 <p>Note: 5 units /Carton</p>
MK-SSH-20		 <p>Note: 5 units /Carton</p>
MK-SSH-30		 <p>Note: 1 unit /Carton</p>
MK-SSH-50		 <p>Note: 1 unit /Carton</p>



① Solar panel

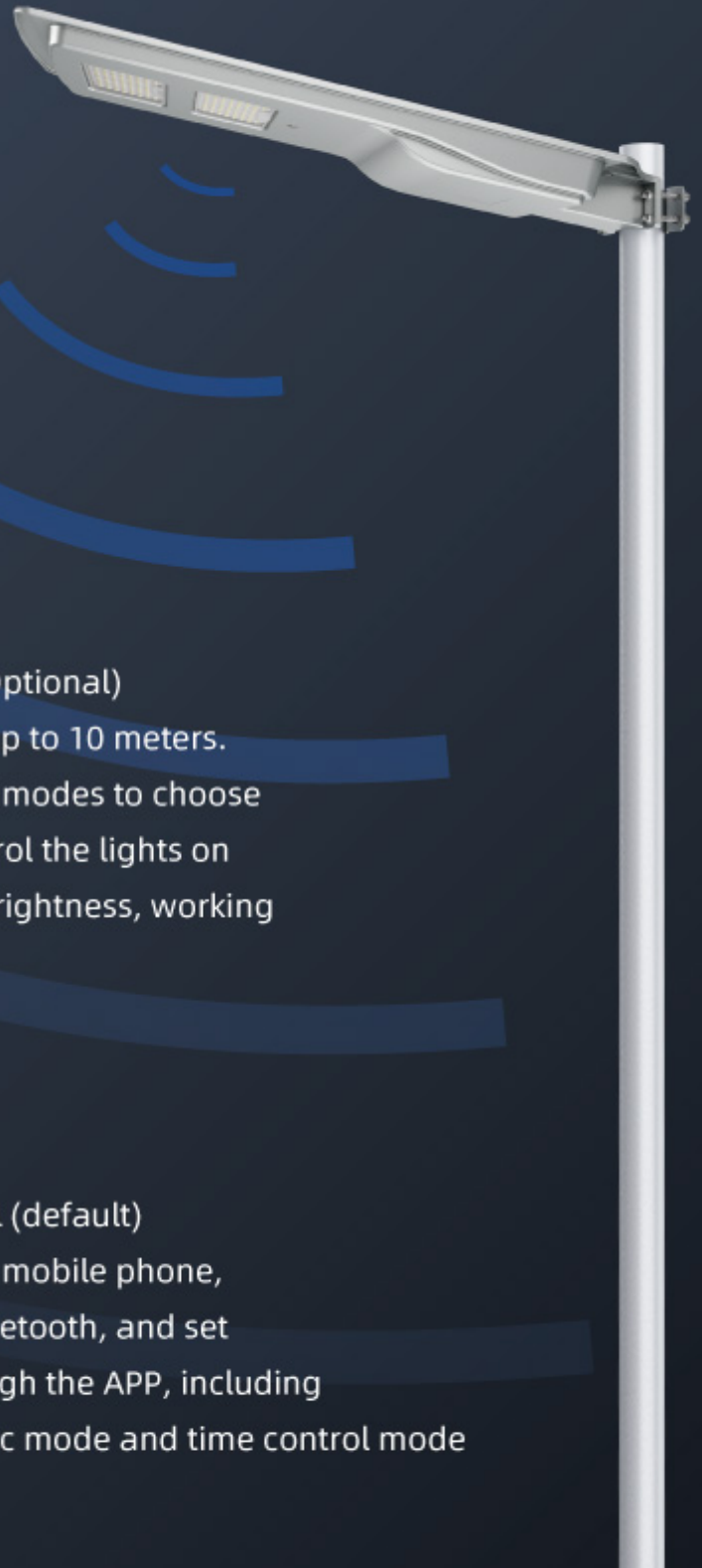
② LED board

③ Optical lens

④ Smart Controller

⑤ LiFePo4 Battery

⑥ Mounting brackets

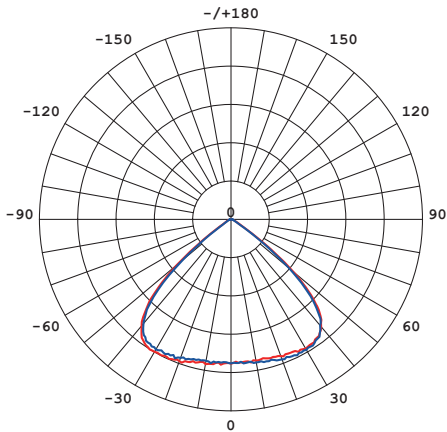


Infrared remote control (Optional)
Remote control distance up to 10 meters.
There are various lighting modes to choose from. Customers can control the lights on and off, and can set the brightness, working hours, etc.

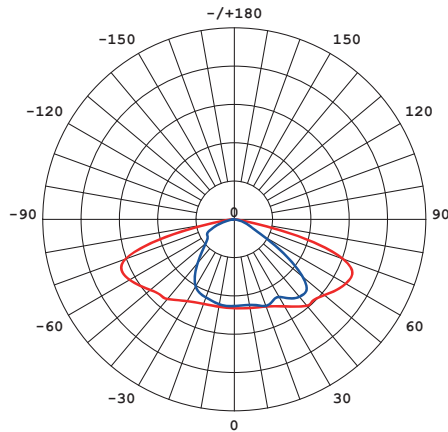


Wireless bluetooth control (default)
Download the App on the mobile phone, connect the lamp with Bluetooth, and set the operating mode through the APP, including induction mode, automatic mode and time control mode

Photometry




Type V




Type II


Factory Default setting:



With Sufficient natural light, the light keeps charging.



The light keeps 100% brightness when presence is detected, the induction delay is about 15S.



The light keeps 10% brightness when there is no presence detected.