



**SH Series**



## SH Series



### Product Overview

- Terse Design of appearance
- Diecasting aluminum housing. Good heat dissipation effect
- IP66 and IK08 waterproof grade meet the high temperature and high humidity environment use
- Strobo-free stable optical output, power factor 0.9, Maintain the stability of the power grid
- Can be with adjustable arms(vertically or horizontally mounted), the Angle range is  $\pm 15^\circ$ , adjust beam angles according to different occasions

### Area Application

- Urban and residential area
- Pedestrian category roads
- Vehicle category roads
- Traffic routes and main access road
- Parking areas
- Cycling track
- Footpath



## ▼ PRODUCT DATASHEET

Product Datasheet							
Item No.	MK-SH1-30	MK-SH1-50	MK-SH1-60	MK-SH2-80	MK-SH2-100	MK-SH3-120	MK-SH3-150
Power	30W	50W	60W	80W	100W	120W	150W
Lumen Efficiency	130lm/w	130lm/w	130lm/w	130lm/w	130lm/w	130lm/w	130lm/w
Lumen	3900lm	6500lm	7800lm	10400lm	13000lm	15600lm	19500lm
Product Size (mm)	456x122x77	456x122x77	456x122x77	536x166x77	536x166x77	618x461x77	618x461x77
Electrical Data							
Working Voltage	AC100-265V   50/60Hz						
LED	Epistar (Default) / Lumileds(for optional)						
CCT	3000K, 4000K, 5000K, 6000K						
CRI	Ra>70 (Default) / Ra>80						
Driver	MKLIGHTS						
THD	<15%						
Power Factor(PF)	PF>0.9						
General Data							
IP Rating	IP66						
IK Rating	IK08						
Holder	50mm/60mm(Default)						
Body Material	High pressure die-cast aluminum						
Housing Color	Dark Grey/Black/Light Grey (available on request)						
Cover Material	UV-resistant Polycarbonate						
Working Environment	-20 C ~+50 C , 10%~90%RH						
Lifespan L70 at 25 C	>50,000hrs						
Mounting Type	Side entry or Vertical pole mounted ±15°						
Dimmable	1-10V Dimming /Timer Dimming						
Protection Class	Class I (Default)/Class II						
Standards	CE, RoHS, LM79, LM80, TM-21, IP66, IK10						
Available on request	Solar Compatible, NEMA socket (3/5/7pins), ZHAGA socket, Short cap, Photocell, Motion sensor, NTC, OLC, DALI Dimming						
Reasonable tolerance	Watt: ±10%, CCT: ±500K, Lumen efficiency: ±5%						

## ▼ OPTIONAL ACCESSORIES



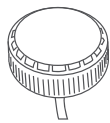
Photocell



Shorting Cap



NEMA Socket  
(3 /5 /7pin)



Motion Sensor



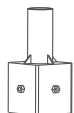
Smart Controller



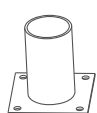
"80-60mm"



"60-40mm"



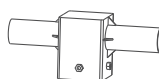
Square to round



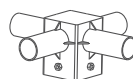
"T" Type



"L" Type



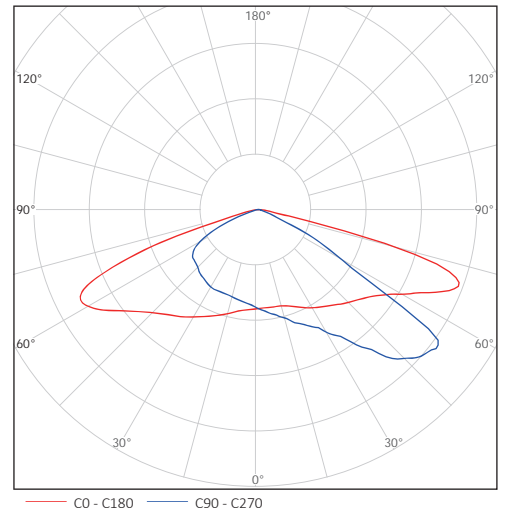
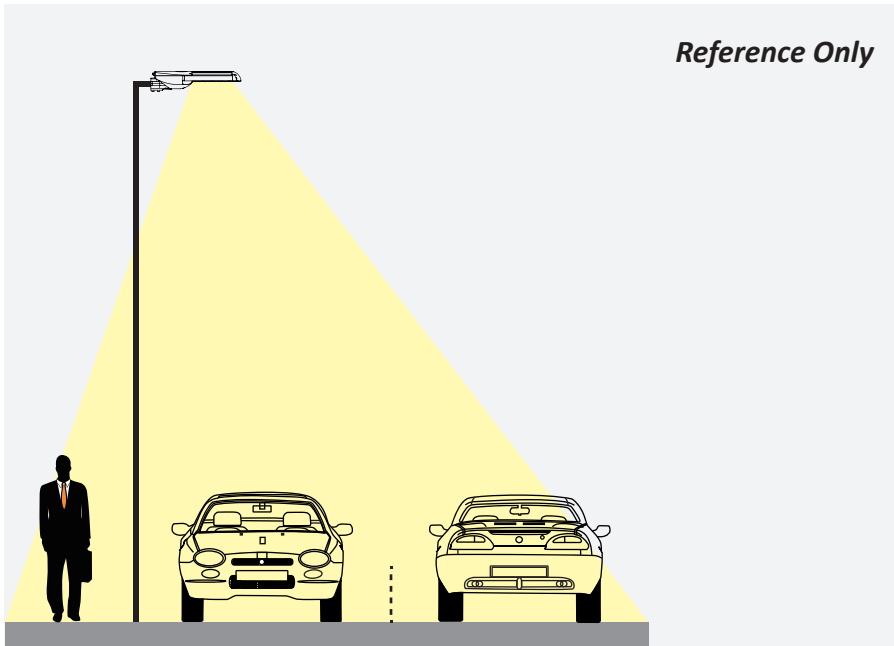
"2" in "1"



"4" in "1"



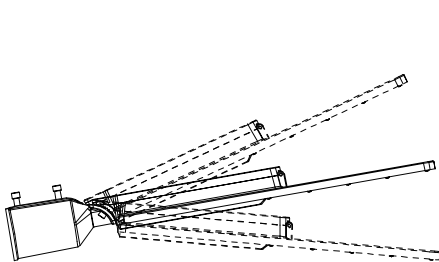
## ▼ LIGHT DISTRIBUTION



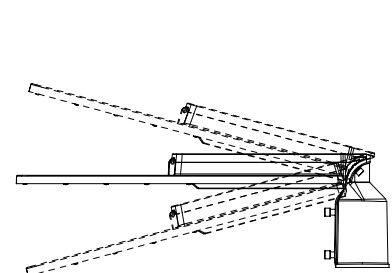
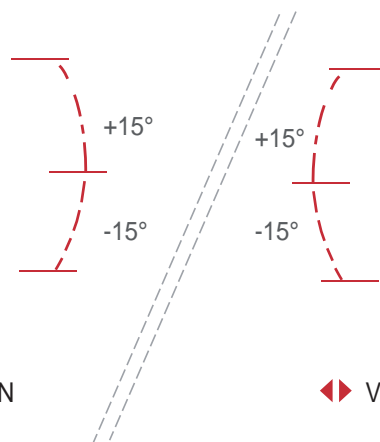
**TYPE II**

## ▼ INSTALL

VERSATILE INSTALL : VERSATILE OPTICS

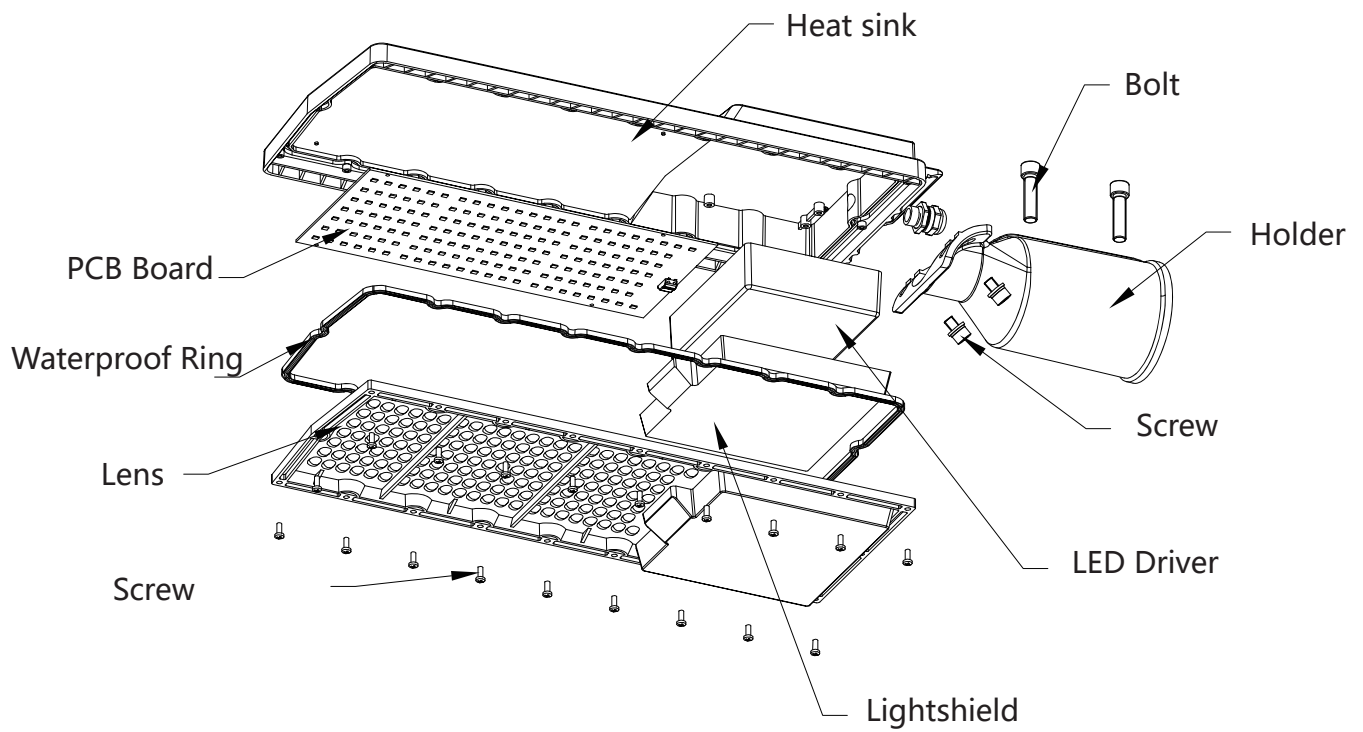


◆ HORIZONTAL INSTALLATION  
Tilt of up to  $\pm 15^\circ$



◆ VERTICAL INSTALLATION  
Tilt of up to  $\pm 15^\circ$


## ▼ DETAILS



## ▼ SIMULATION SERVICE

We can provide Simulation service:

- AGI32 Simulation
- Calculux Simulation
- Dialux/EVO Simulation



## ▼ DIMENSION

Fixture Information				
Version	AxBxC(mm)	Weight(kg)		
SH1	456×122×77	1.2		
SH2	536×166×77	1.7		
SH3	618×180×77	2.5		
Package Information				
Version	AxBxC(mm)	Weight(kg)	20GP(Qty)	40HQ(Qty)
SH1	480×150×100	1.5	3900pcs	9450pcs
SH2	565×200×100	2.1	2450pcs	5950pcs
SH3	670×220×110	3.1	1720pcs	4190pcs

