

# SG SERIES LED Street Light

**5** YEAR  
WARRANTY



## Areas of application

- Local roads
- Express roads
- Town roads
- Residential area roads
- Pedestrian crossings
- Parking areas

## Product Benefits

- 70% energy saving, short ROI period
- Up to 100,000hrs @ L70, low maintenance cost
- World class, approbated quality components (LEDs /Driver /etc.)
- Support horizontal and vertical mounted, suitable for different light poles
- Multiple lighting distributions are available
- 5 years warranty

## Product Features

- Luminaire efficacy: Up to 150 lm /w
- Lifetime more than 100,000 hours
- Impact resistance: IK09
- Type of protection: IP66



## Product Datasheet

Model No		MK-SG1-30	MK-SG1-40	MK-SG1-50	MK-SG1-60	MK-SG1-80
Nominal Wattage		30W	40W	50W	60W	80W
3030 Version	Efficiency Lumen	130 lm /w 3900 lm	130 lm /w 5200 lm	130 lm /w 6500 lm	130 lm /w 7800 lm	130 lm /w 10400 lm
5050 Version	Efficiency Lumen	150 lm /w 4500 lm	150 lm /w 6000 lm	150 lm /w 7500 lm	150 lm /w 9000 lm	150 lm /w 12000 lm

Model No		MK-SG2-100	MK-SG2-120	MK-SG3-150	MK-SG3-200	MK-SG3-240
Nominal Wattage		100W	120W	150W	200W	240W
3030 Version	Efficiency Lumen	130 lm /w 13000 lm	130 lm /w 15600 lm	130lm /w 19500 lm	130 lm /w 26000 lm	130 lm /w 31200 lm
5050 Version	Efficiency Lumen	150 lm /w 15000 lm	150 lm /w 18000 lm	150 lm /w 22500 lm	150 lm /w 30000 lm	150 lm /w 36000 lm

\*Above values are calculated based on the product with CCT over 3000K, values of 3000K are 5% lower than above values.

\*Values shown are subject to ±5% tolerance.

## Electrical Data:

Nominal Voltage	AC 100-240V /277V   50 /60Hz
LED	Philips Lumileds
Driver	Inventronics /Other brands on request
Power Factor (PF)	>0.95
THD	<15
CRI	Ra>70 (Default) / Ra>80
Switching cycle before failure	>100,000times
Optics	Type II, Type III, Type IV, Type V
Standard Deviation of Color Matching	<5 SDCM
Color Temperature	3000K, 4000K, 5000K, 5700K
Starting Time	<0.5S
Premature failure rate@1000h	0
Energy efficiency Class	A++

## General Data

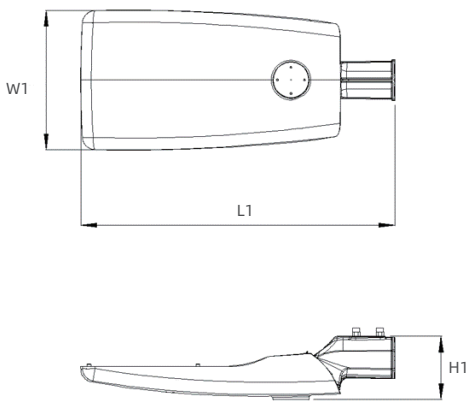
Body Material	High pressure die-cast aluminum
Housing Color	Gray (Default) /Black (available on request)
Cover Material	Tempered glass
Lens Material	UV-resistant Polycarbonate
Working Environment	-40°C ~ +50°C, 10% ~90%RH
Lifespan L70 at 25 °C	>100, 000 h
Mounting Type	Side entry or Vertical pole mounted
Dimmable	1-10V Dimming (Default) /Timer Dimming
Protection Class	Class I (Default) /Class II
Standards	CE, RoHS, LM79, LM80, TM-21, IP66, IK09
Available on request	NEMA socket (3/5/7pins), ZHAGA socket, Short cap, Photocell, Motion sensor, Knife switch, NTC, OLC, Solar Compatible, 10/20KV SPD

Product Datasheet

Structure Drawing:



Dimension:




Fixture Information

Version	L1 xW1 xH1	Weight
SG1	481 x260 x120mm	3.6kg
SG2	594 x263 x120mm	5.0kg
SG3	640 x315 x127mm	6.9kg

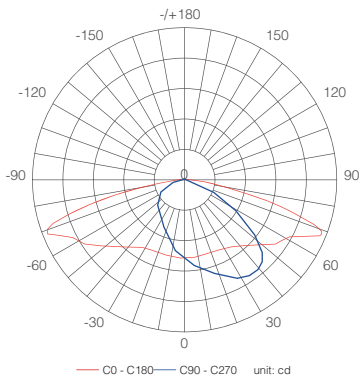
Package Information

Version	L2 xW2 xH2	Weight
SG1	525 x310 x175mm	4.2kg
SG2	635 x310 x175mm	6.5kg
SG3	680 x360 x175mm	8.3kg

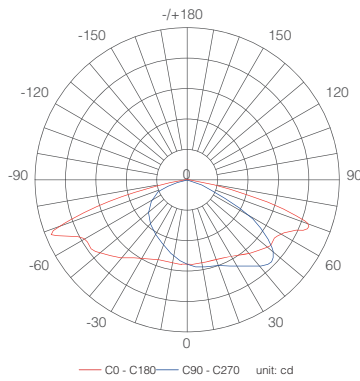


Product Datasheet

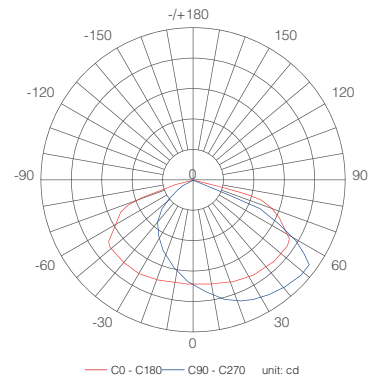
Light Distributions



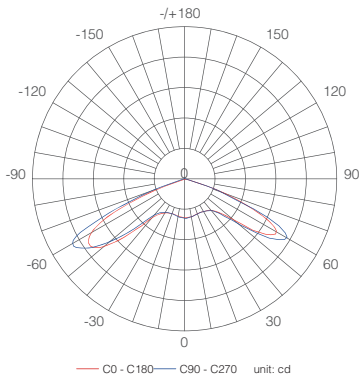
TYPE II-M



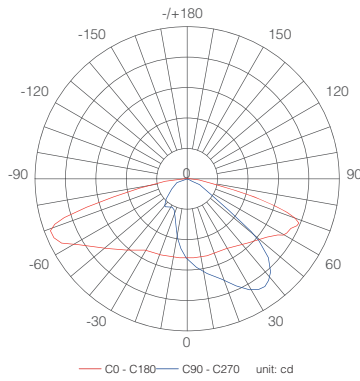
TYPE III-M



TYPE IV-M

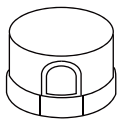


TYPE V-S

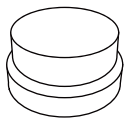


TYPE II-M BLS

Optional accessories



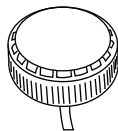
Photocell



Shorting Cap




NEMA Socket  
(3 / 5 / 7 pin)



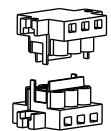
Motion Sensor



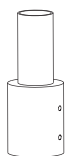
Smart Controller



10/20KV SPD



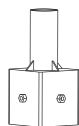
Knife switch



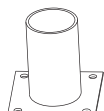
"80-60mm"



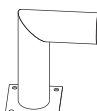
"60-40mm"



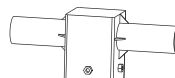
Square to round



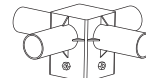
"T" Type



"L" Type



"2" in "1"



"4" in "1"