

FF SERIES LED Flood Light

5 YEAR
WARRANTY



Product Benefits

- Up to 100, 000hrs @ L70, low maintenance cost
- World class, approbated quality components (LEDs /Driver /etc.)
- Equipped with vent to avoid internal fogging and frosting
- Clear tempered glass decrease risk of lamp breaking for strong industrial applications
- Offset bracket make the installation easier, save time and labor cost
- 5 years warranty

Product Features

- Luminaire efficacy: Up to 180 lm /w
- Lifetime more than 100, 000 hours
- Impact resistance: IK08
- Type of protection: IP66



Product Datasheet

Model No	MK-FF-10	MK-FF-20	MK-FF-30	MK-FF-50	MK-FF-100
Nominal Wattage	10W	20W	30W	50W	100W
Efficiency	110 lm/w	110 lm/w	120 lm/w	120/150/180 lm/w	120/150/180 lm/w
Lumen	1100 lm	2200 lm	3600 lm	6000/7500/9000 lm	12000/15000/18000 lm
Fixture Dimension (mm)	127x127x44	148x148x44	201x193x46	247x237x47	301x280x55
Fixture Weight (kg)	0.5	0.7	1.1	1.6	2.6
Packing Type	40 units /ctn	30 units /ctn	15 units /ctn	10 units /ctn	5 units /ctn
Packing Dimension (mm)	560x285x370	495x295x440	605x310x270	520x315x320	395x330x400
Packing Weight (kg)	22.3	23.3	20.1	17.9	16.8

Model No	MK-FF-150	MK-FF-200	MK-FF-250	MK-FF-300
Nominal Wattage	150W	200W	250W	300W
Efficiency	120/150/180 lm/w	120/150/180 lm/w	120/150/180 lm/w	120/150/180 lm/w
Lumen	18000/22500/27000 lm	24000/30000/36000 lm	30000/37500/45000 lm	36000/45000/54000 lm
Fixture Dimension (mm)	358x320x61	412x366x63	486x406x69	486x406x69
Fixture Weight (kg)	4.5	5.8	7.9	7.9
Packing Type	5 units /ctn	4 units /ctn	3 units /ctn	3 units /ctn
Packing Dimension (mm)	400x395x495	415x330x555	460x275x630	460x275x630
Packing Weight (kg)	25.2	25.5	26.2	26.2

*Above values are calculated based on the product with CCT over 3000K, values of 3000K are 5% lower than above values.

*Luminous Efficacy of Asymmetrical is 5% lower than other Light Distributions.

*Values shown are subject to ±5% tolerance.

Electrical Data:

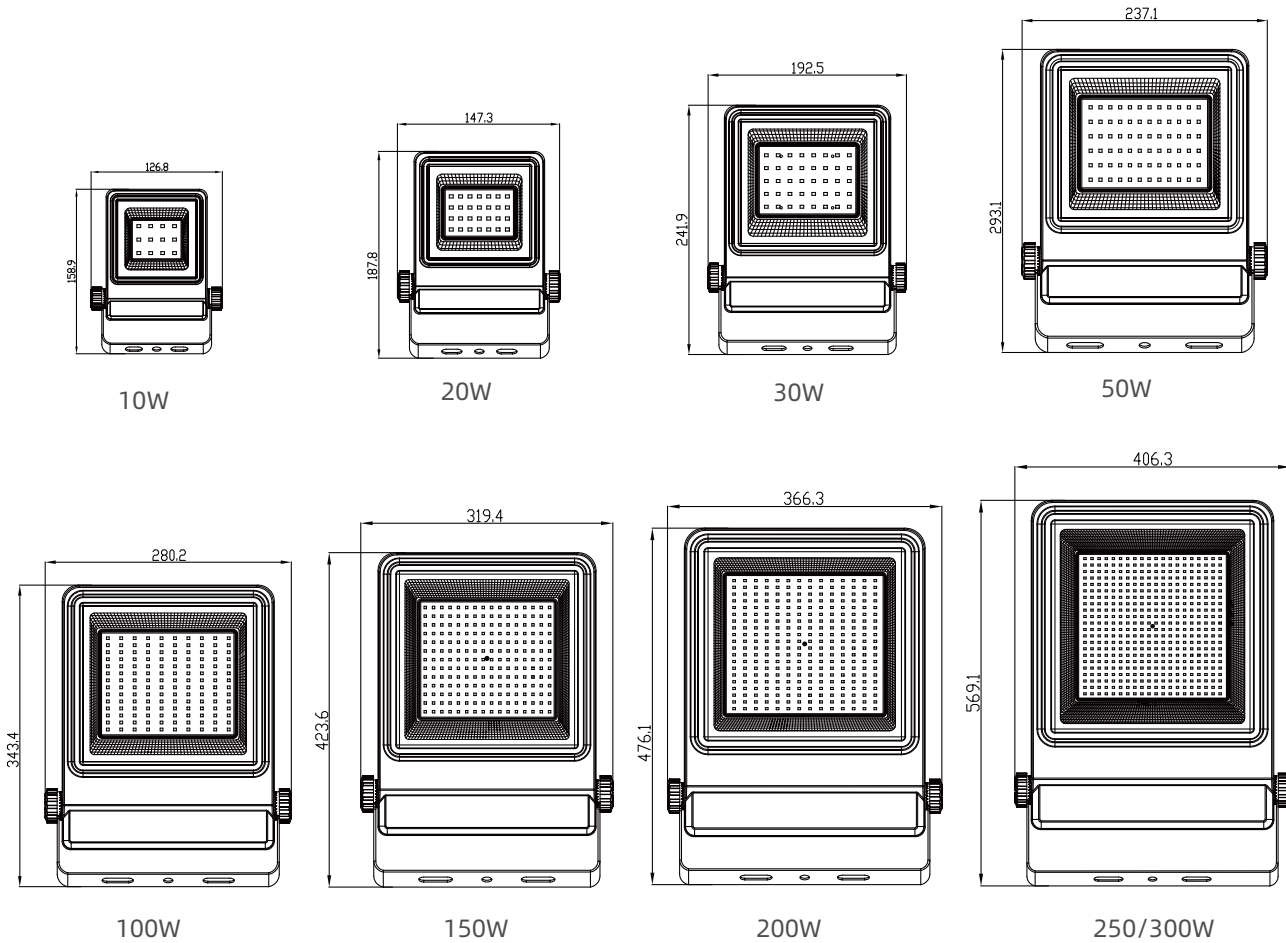
Nominal Voltage	AC 85-265V 50 /60Hz
LED	Osram
Driver	SOSEN / ZhiHe
Power Factor (PF)	>0.95
THD	<15
SPD	10KV (Build-in Driver)
Optics	110°
Standard Deviation of Color Matching	<5 SDCM
CRI	Ra>70 (Default) /Ra>80
CCT	3000K, 4000K, 5000K, 5700K

General Data

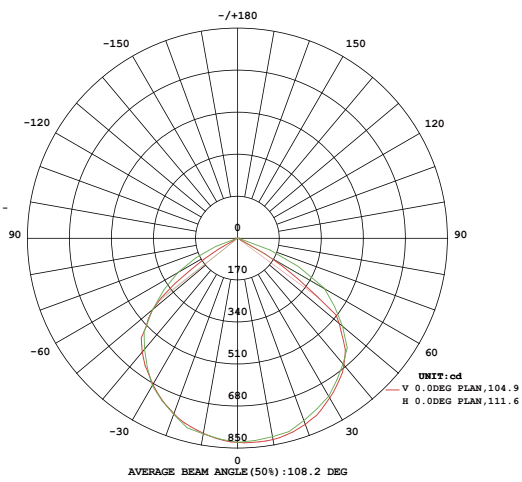
Body Material	High pressure die-cast aluminum
Housing Color	Black (Default) / Other color (available on request)
Bracket Material	Tempered glass
Lens Material	/
Working Environment	-40°C ~ +50°C, 10% ~ 90%RH
Lifespan L70 at 25 °C	>100, 000 h
Mounting Type	Bracket mounted
Mounting Location	Wall / Pole /Floor /Ceiling
Dimming options	1-10V Dimming/Timer Dimming/DALI Dimming
Protection Class	Class I
Standards	CE, RoHS, LM80, TM-21, IP66, IK08
Available on request	Photocell, PIR sensor

Product Datasheet

Dimension



Light Distributions



110°

Product Datasheet

Structure Drawing:

Streamline design improves the industrial look & optimize the cost structure

Galvanized bracket with corrosion resistant treatment that suitable for coastal areas



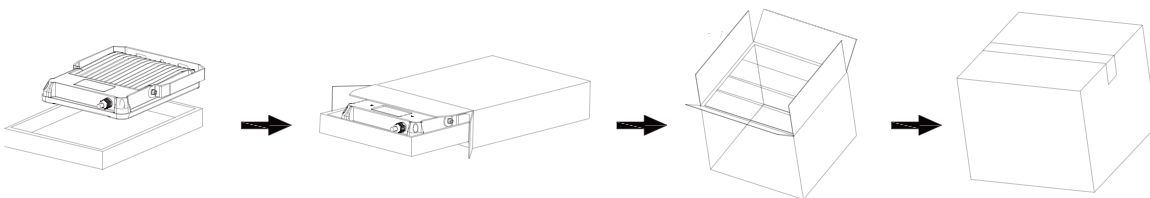
Die-Casting Technology with ADC12, excellent thermal management

Adjustable Bracket Rotatable ±150°

Equipped with vent to avoid internal fogging and frosting



Packing



Installation

